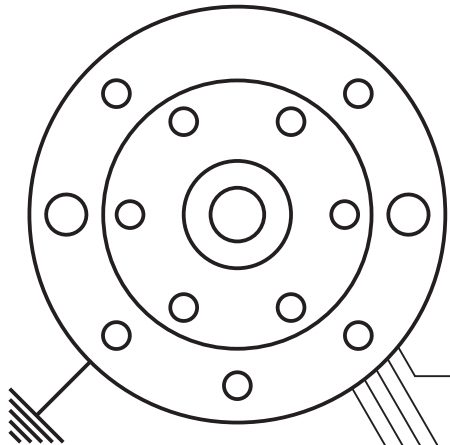
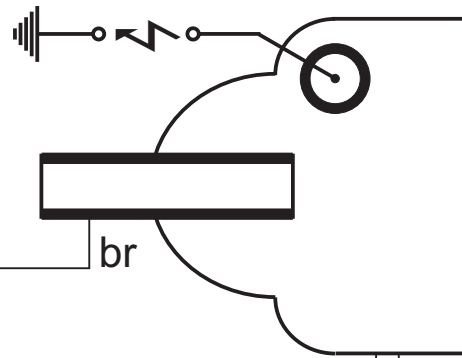




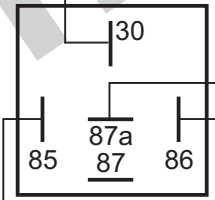
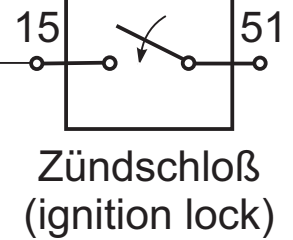
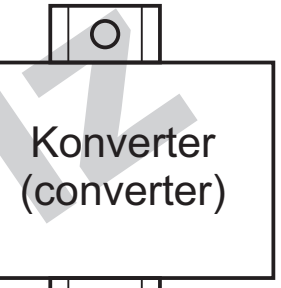
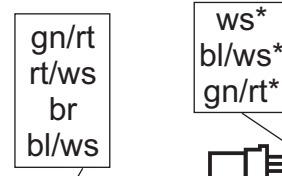
Schaltplan 71ir-bat (wiring diagram)



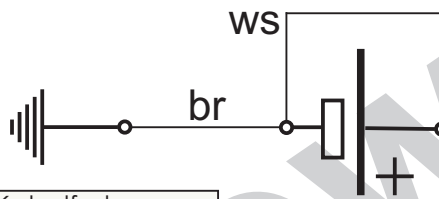
Lichtmaschine
(generator)



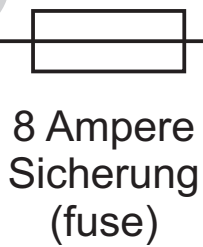
Zündspule
(ignition coil)



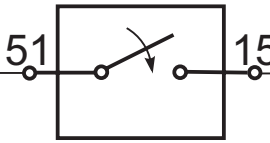
Relais
(relay)



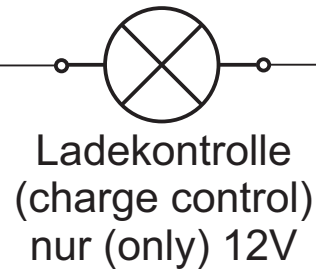
Batterie
(battery)



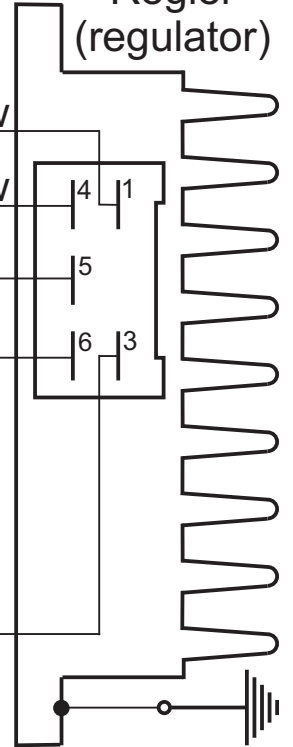
8 Ampere
Sicherung
(fuse)



Zündschloß
(ignition lock)



Ladekontrolle
(charge control)
nur (only) 12V



Bordnetz
(existing electric system)

- Kabelfarben
(wiring colours):
- bl = blau (blue)
 - br = braun (brown)
 - ge = gelb (yellow)
 - gn = grün (green)
 - gr = grau (grey)
 - rt = rot (red)
 - sw = schwarz (black)
 - ws = weiß (white)

* diese Kabel bleiben ungenutzt
(* these wires leave idle)